



VC series resistant to ammonia

**Technical data**

**Humidity**

Measuring range ..... 0...100% rh  
 Accuracy (MR 20...90% rh at 15...40°C).....±3% rh  
 Accuracy <20 and > 90 % rh.....±5% rh  
 at <15°C, >40°C ..... <0.1%/K additional  
 Response time (at calm air) ..... < 20 s

**Temperature**

Measuring element (DIN EN 60751) ..... Pt 100 class B  
 Measuring range ..... -30...+70°C  
 Accuracy  
 Output: 0...1V (-27...70°C) ..... ±0.2 K  
 0...10V (-29...70°C) ..... ±0.2 K  
 4...20mA (PC) ..... ±0.3 K  
 at <10°C, >40°C ..... ±0.007K/K additional

**Other data**

Ambient temperature ..... -40...+80°C  
 Degree of protection Sensor/Elektronik ..... IP 30/IP 65  
 Operating voltage:  
 I-output ..... 12...30V DC  
 U-output (0...10V) ..... 15...30 V DC  
 U-output (0...1V) ..... 6...30V DC  
 Load resistance (0...10V, 0...1V) ..... ≥10kΩ/≥2 kΩ  
 Load (current-output) ..... acc. diagramm  
 Power consumption  
 0...10V, 2 x 0...1V ..... < 5 mA  
 0...1V ..... <1 mA  
 Minimum air speed  
 Output: 2 x 4...20mA ..... ≥1.5 m/s  
 4...20 mA, 2 x 0...10 V ..... ≥1 m/s  
 0...10V, 2 x 0...1V ..... ≥0.5 m/s  
 Self-heating Pt 100 (1 m/s, 2mA, 20°C) ..... 0.1 K  
 Material ..... high-grade steel  
 Electromagnetic compatibility  
 Emitted interference ..... EN 55011 cl. B  
 Noise immunity ..... EN 50082-2  
 „subject to technical modifications“

**Product info sheet no. C 4.4**  
**Humidity-/temperature sensors**  
 special sensors for use in gases containing „ammonia“

**Description**

**MELA-Humidity-/temperature sensors** in the VCx/11 series are compact sensors in a rod-type design. They are available with a 1.5 m connecting cable for measuring the relative humidity or the relative humidity and the temperature in air and other gases. The sensor can be used in areas contaminated with a variety of pollutants (e.g. ammonia), without damaging the element or falsifying its measuring value. However the sensor is not resistant to all harmful substances, you are recommended to contact the manufacturer in special cases. All the sensors in the series are equipped with **ZE 26-type** membrane filters. For special applications other filters can be used as well (product info sheet no. F 5.1).

Use of capacitive **MELA-humidity sensor elements** is a guarantee of:

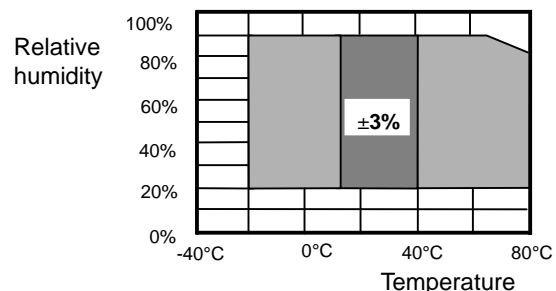
- high long-term stability
- almost linear characteristic curve
- good dynamic performance
- resistance to dew formation
- small hysteresis.

**Type version**

| measured variable         | output         | series VC with cable |
|---------------------------|----------------|----------------------|
| <b>F</b><br>rel. humidity | 0...1V         | FVC 1/11             |
|                           | 0...10V        | FVC 2/11             |
|                           | 4...20mA       | FVC 3/11             |
| <b>C</b><br>r.h. + Pt100  | 0...1V Pt100   | CVC 1/11             |
|                           | 0...10V Pt100  | CVC 2/11             |
|                           | 4...20mA Pt100 | CVC 3/11             |
| <b>K</b><br>r.h. + temp.  | 2 x 0...1V     | KVC 1/11             |
|                           | 2 x 0...10 V   | KVC 2/11             |
|                           | 2 x 4...20mA   | KVC 3/11             |

special versions available on request

**Tolerance validity range for humidity**



Install the **MELA-humidity/-temperature sensors** at a place in the room, plant or equipment where characteristic levels of humidity occur. Mounting close to heaters, windows, or outside walls should be avoided.

**The specified minimum air speed and - with current output - the load according to the operating voltage (diagram) should be complied with in the case of the VC series. Deviations may lead to additional measuring faults resulting of the self-heating of the sensor (clocked operation will help to avoid this).**

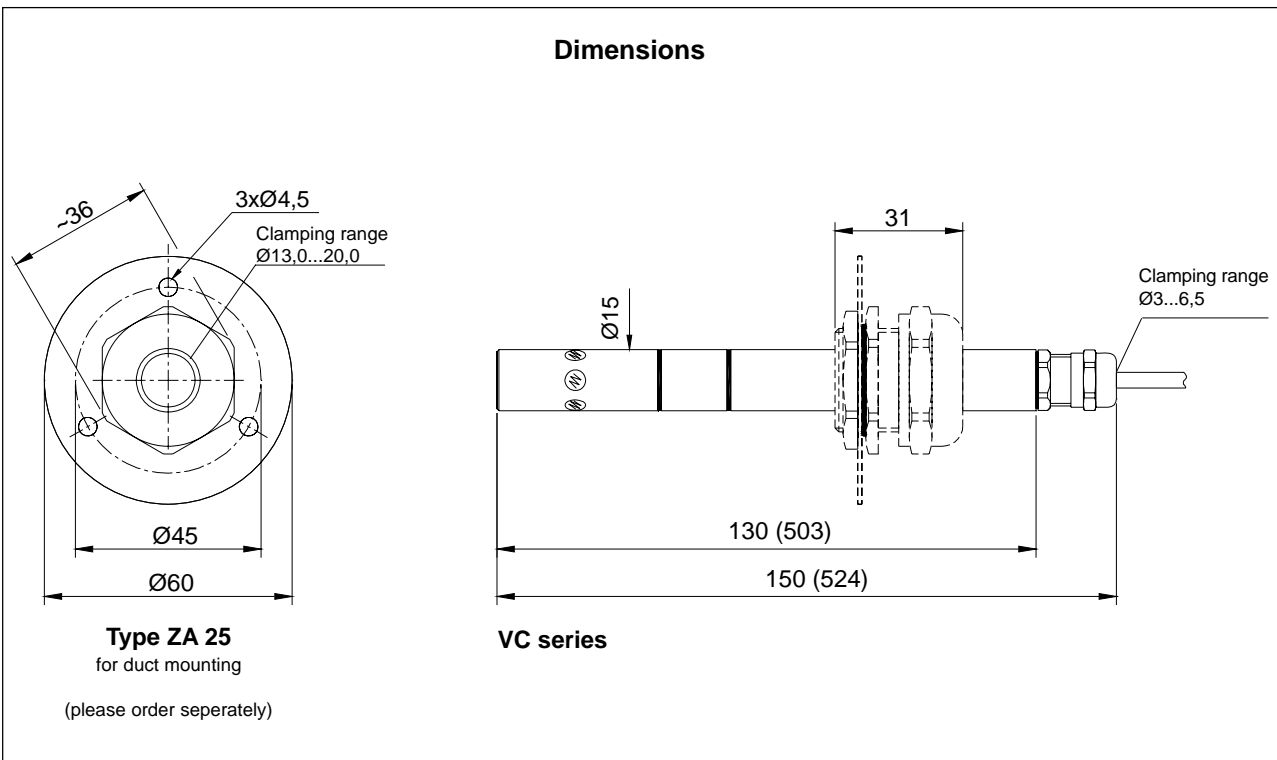
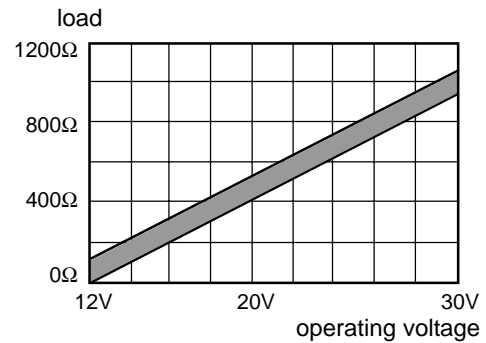
Install the sensor horizontally or with the sensor element pointing downwards. Avoid water ingress. Dew formation and splashes do not damage the sensor, although corrupted measurement readings are recorded until all the moisture on and directly around the sensor element has dried up.

Dust does not cause any harm to the humidity sensor, however, it does affect dynamic performance. We advise you to use a **ZE13-type sintered filter** at high air speeds ( $\geq 8\text{m/s}$ ). As additional protection against rainfall and sunlight we recommend that you use the **ZA 161/1-type** weather guard (product info sheet F 5.1).

Do not touch the highly sensitive sensor element. For mounting supports we recommend a **console type 20.009** and an **attachment plate type ZA 25** (Product info sheet No. F5.1). In order to check functioning in the place of installation, we recommend that you use the **ZE 31/1-type MELA-humidity standard** (product info sheet no. F 5.2).

Please consult the **application instructions for the sensing elements** (product info sheet no. A 1) or check with the manufacturer for further information which you need to bear in mind when using humidity sensors with capacitive sensing elements.

Load at current output

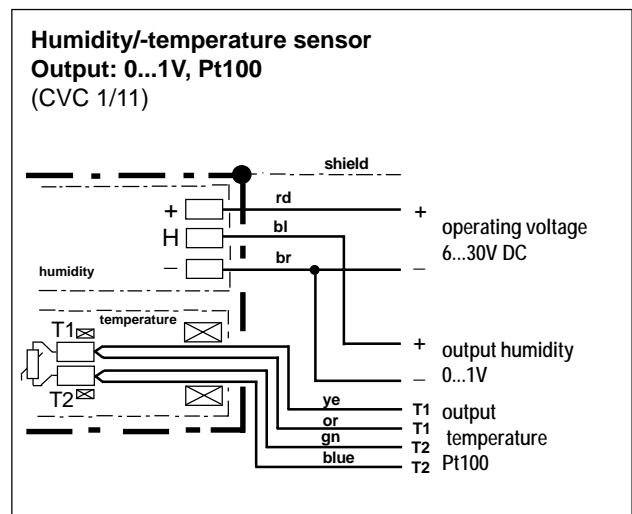
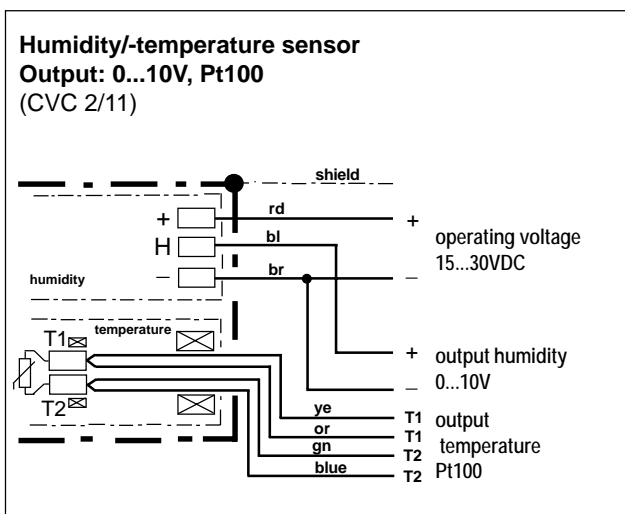
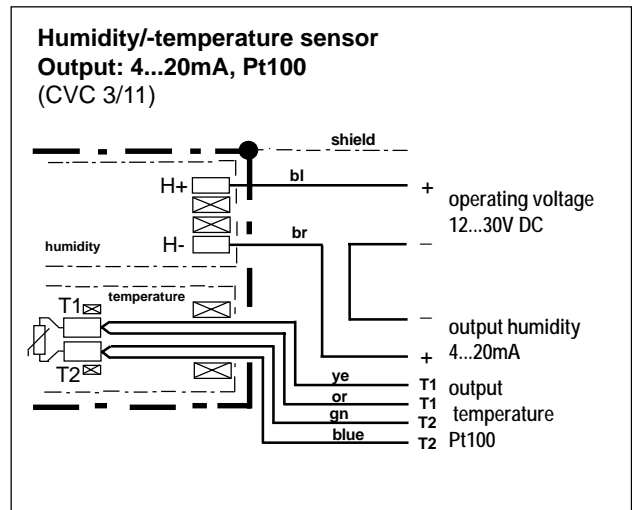
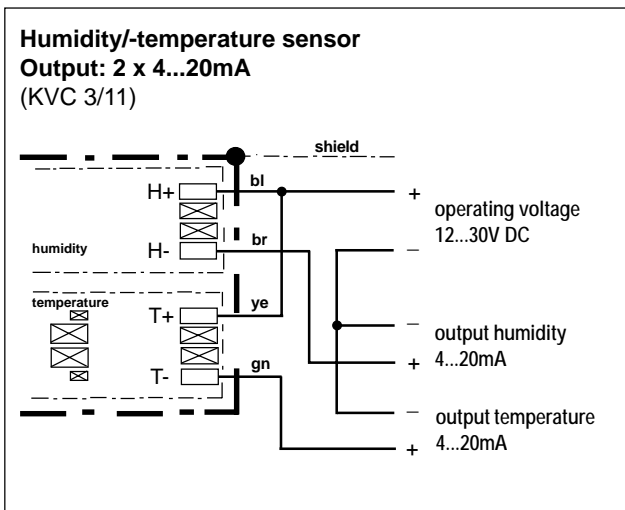
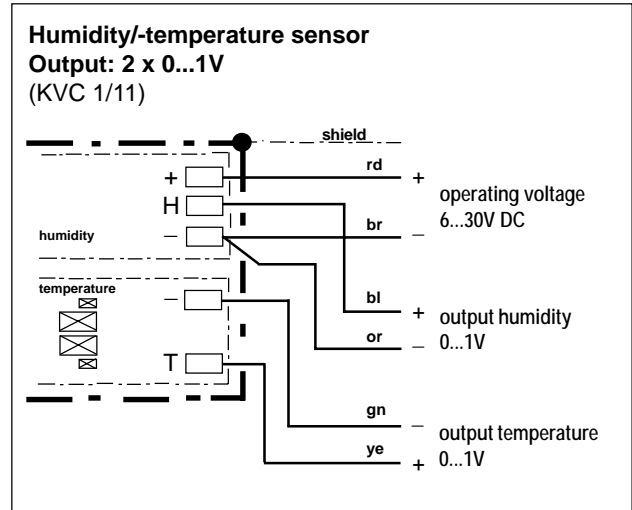
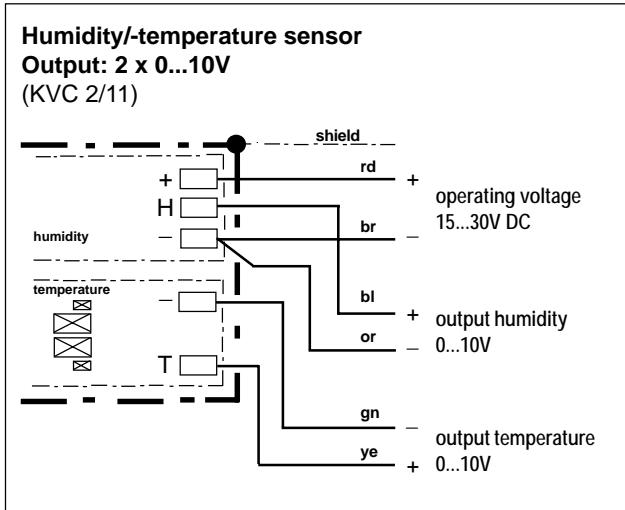


**Connection diagram**

**Product info sheet no. C 4.4  
Humidity/temperature sensors**

Special sensors for use in gases  
containing ammonia

VC series



**Connection diagram**

**Product info sheet no. C 4.4  
Humidity/temperature sensors**

Special sensors for use in gases  
containing ammonia

VC series

